



District Report Card: 2017


State: Bihar	District: Gopalganj
Class: 3	Subject: Mathematics
Schools: 59	Students: 1198


Participation/Coverage


Students

<div>GENDER</div> <div></div>	Boys			Girls			
	Number		%	Number		%	
	493		41.15	705		58.85	

<div>AREA</div> <div></div>	Rural			Urban			
	Number		%	Number		%	
	1148		95.83	50		4.17	

<div>CATEGORY</div> <div></div>	SC		ST		OBC		GEN	
	Number	%	Number	%	Number	%	Number	%
	219	18.28	53	4.42	842	70.28	84	7.01

<div>CWSN</div> <div></div>	LD	VI	HI	S&LD	ID	Oth
	0	3	1	3	1	7

<div>Management</div> <div></div>	Government			Government-aided		
	Number		%	Number		%
	1198		100.00	0		0.00

Average Performance of Students in Mathematics (%)

Overall	Gender		Area		Management		Social Group			
	Male	Female	Rural	Urban	Govt.	Aided	SC	ST	OBC	GEN
62.60	62.50	62.67	62.13	73.33	62.60	0.00	64.57	69.81	61.51	63.81

Performance on Learning Outcomes (LOs)

Learning Outcomes	Description	Average Performance(%)
M301	Reads and writes numbers up to 999 using place value	54.10
M302	Compares numbers up to 999 based on their place values	78.13
M303	Solves simple daily life problems using addition and subtraction of three digit numbers with and without regrouping	59.68
M304	Constructs and uses the multiplication facts (up till 10) in daily life situations	67.45
M305	Analyses and applies an appropriate number operation in the situation/ context	58.01
M306	Explains the meaning of division facts by equal grouping/sharing and finds it by repeated subtraction	60.93
M309	Identifies and makes 2D-shapes by paper folding, paper cutting on the dot grid, using straight lines etc.	71.72
M311	Fills a given region leaving no gaps using a tile of a given shape	47.38
M312	Estimates and measures length and distance using standard units like centimeters or meters & identifies relationships	34.18
M317	Reads the time correctly to the hour using a clock/watch	76.63
M318	Extends patterns in simple shapes and numbers	54.25
M319	Records data using tally marks, represents pictorially and draws conclusions	70.20

Range of Performance of Students who Answered Correctly							
Below 30%		30% - 50%		50% - 75%		Above 75%	
Number	%	Number	%	Number	%	Number	%
151	12.60	218	18.20	386	32.22	443	36.98

Lowest Performing Learning Outcomes (LOs)

- 1 - Estimates and measures length and distance using standard units like centimeters or meters & identifies relationships (34.18)
- 2 - Fills a given region leaving no gaps using a tile of a given shape (47.38)
- 3 - Reads and writes numbers up to 999 using place value (54.10)
- 4 - Extends patterns in simple shapes and numbers (54.25)
- 5 - Analyses and applies an appropriate number operation in the situation/ context (58.01)